

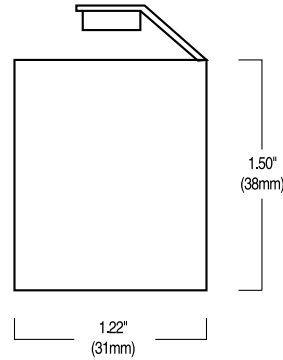
## MEDIUM BASE LAMPHOLDERS

### Series 201 Phenolic Lampholder

- Molded black phenolic E26 medium base socket with threaded male, threaded female or rivet type brackets.
- Standard lead types are AWM 18 gauge 105°, 125°, 150° plastic insulated wire.
- Ground wire available upon request. Standard screw shells are aluminum. (Brass and nickel plated brass available at extra cost.)
- Bracket types available are listed on page B7.
- Standard packed 400 to a carton.

UL Listed, 660W, 250V

Non-stocked, Special Order, Call for details

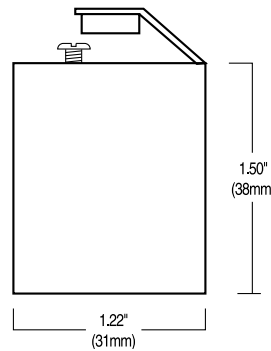


### Series 275 Phenolic Lampholder with Screw Terminals

- Molded black phenolic E26 medium base lampholder with threaded male, threaded female or rivet type brackets.
- Terminal screws are 6-3/2 backed out and installed into contacts.
- Standard screw shells are aluminum. (Brass and nickel plated brass available at extra cost.)
- Bracket types available are listed on page B7.
- Standard packed 400 to a carton.

UL Listed, 660W, 250V

Non-stocked, Special Order, Call for details

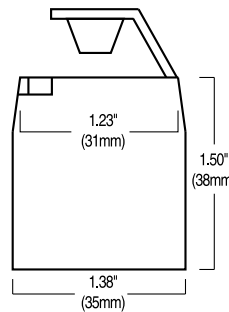


### Series 301 Tapered Porcelain Lampholder

- Unglazed porcelain body on E26 medium base lampholder with threaded male, threaded female or rivet type brackets.
- Standard lead types are AWM 18 gauge 105°, 125°, 150° plastic insulated wire. (Bare copper ground wire available upon request.)
- Standard screw shells are aluminum. (Brass and nickel plated brass available at extra cost.)
- Bracket types available are listed on page B7.
- Standard packed 200 to a carton.

UL and CUL Listed, 660W, 250V

Non-stocked, Special Order, Call for details

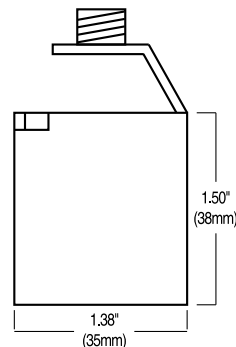


### Series 303 Porcelain Lampholder

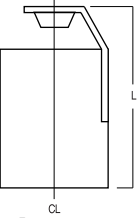
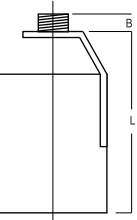
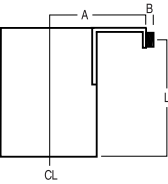
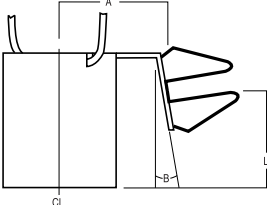
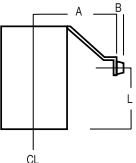
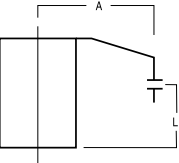
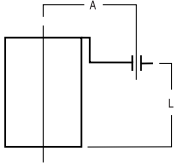
- Unglazed porcelain body on E26 medium base lampholder with threaded male, threaded female or rivet type brackets.
- Standard lead types are AWM 18 gauge 105°, 125°, 150° plastic insulated wire. (Bare copper ground wire available upon request.)
- Standard screw shells are aluminum. (Brass and nickel plated brass available at extra cost.)
- Bracket types available are listed on page B7.
- Standard packed 200 to a carton.

UL and CUL Listed, 660W, 250V

Non-stocked, Special Order, Call for details





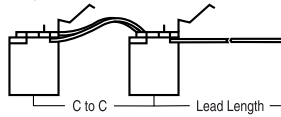
## BRACKET TYPES FOR SERIES 201, 275, 301 & 303

Bracket Type	Number	L	B	A	Description		
 <p style="text-align: center;"><b>Bracket Type A</b></p>	A	012	45mm	-	1/8" - 27" Female Threaded Extrusion		
	A	013	49mm	-	"		
	A	014	51mm	-	"		
	A	015	52mm	-	"		
	A	016	54mm	-	"		
	A	017	61mm	-	"		
	A	018	48mm	-	"		
 <p style="text-align: center;"><b>Bracket Type B</b></p>	B	029	47mm	7.90mm	1/8" - 27" Male Threaded Nipple		
	B	030	47mm	9.52mm	"		
	B	031	47mm	12.70mm	"		
	B	032	47mm	15.88mm	"		
	B	033	49mm	7.90mm	"		
	B	034	49mm	9.52mm	"		
	B	035	49mm	12.70mm	"		
	B	036	49mm	15.88mm	"		
	B	037	51mm	7.90mm	"		
	B	038	51mm	9.52mm	"		
	B	039	51mm	12.70mm	"		
	B	040	51mm	15.88mm	"		
 <p style="text-align: center;"><b>Bracket Type F</b></p>	B	041	52mm	7.90mm	"		
	B	042	52mm	9.52mm	"		
	B	043	52mm	12.70mm	"		
	B	044	52mm	15.88mm	"		
	B	045	60mm	7.90mm	"		
	B	046	60mm	9.52mm	"		
	B	047	60mm	12.70mm	"		
	B	048	60mm	15.88mm	"		
	 <p style="text-align: center;"><b>Bracket Type M</b></p>	F	001	29mm	7.90mm	27mm	1/8" - 27" Male Threaded Nipple
		F	002	29mm	9.52mm	27mm	"
		F	003	29mm	12.70mm	27mm	"
		F	004	29mm	15.88mm	27mm	"
F		005	29mm	7.90mm	34mm	"	
F		006	29mm	9.52mm	34mm	"	
F		007	29mm	12.70mm	34mm	"	
F		008	29mm	15.88mm	34mm	"	
F		009	29mm	7.90mm	41mm	"	
F		010	29mm	9.52mm	41mm	"	
F		011	29mm	12.70mm	41mm	"	
F		012	29mm	15.88mm	41mm	"	
 <p style="text-align: center;"><b>Bracket Type J</b></p>	F	013	29mm	7.90mm	85mm	"	
	F	014	29mm	9.52mm	85mm	"	
	F	015	29mm	12.70mm	85mm	"	
	F	016	29mm	15.88mm	85mm	"	
	M	001	18mm	18°	25mm	Double Snap Spring	
	M	002	18mm	18°	26mm	"	
	 <p style="text-align: center;"><b>Bracket Type L</b></p>	J	001	15mm	9.5mm	38mm	1/8" - 27" Male Threaded Nipple
		J	002	15mm	9.5mm	43mm	"
J		003	15mm	9.5mm	51mm	"	
 <p style="text-align: center;"><b>Bracket Type O</b></p>	L	001	15mm	-	78mm	4mm Dia. Hole	
	O	003	37mm	-	30mm	"	

# MEDIUM BASE LAMPHOLDERS WITH SNAP SPRING BRACKETS

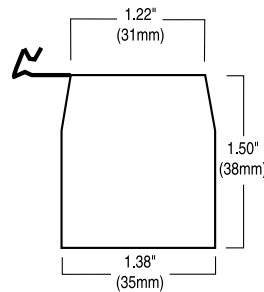
## Series 202 Phenolic Lampholder

- Molded black phenolic E26 medium base socket with snap spring brackets.
  - Standard lead types are AWM 18 gauge 105<sup>0</sup>, 125<sup>0</sup>, 150<sup>0</sup> plastic insulated wire.
  - Ground wire available upon request. Standard screw shells are aluminum. (Brass and nickel plated brass available at extra cost.)
  - Bracket types available are listed on page B8 and B9.
  - Standard packed 400 to a carton.
- UL Listed, 660W, 250V



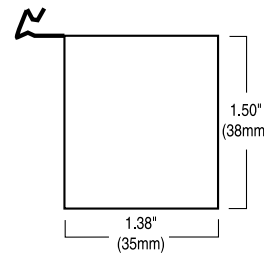
## Series 302 Tapered Porcelain Lampholder

- Unglazed porcelain body on E26 medium base lampholder with snap spring brackets.
  - Standard lead types are AWM 18 gauge 105<sup>0</sup>, 125<sup>0</sup>, 150<sup>0</sup> plastic insulated wire.
  - Ground wire available upon request. Standard screw shells are aluminum. (Brass and nickel plated brass available at extra cost.)
  - Bracket types available are listed on page B8 and B9.
  - Standard packed 200 to a carton.
- UL and CUL Listed, 660W, 250V
- Non-stocked, Special Order, Call for details

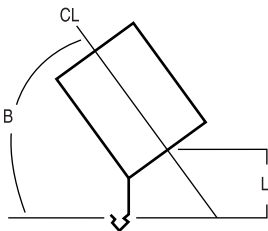


## Series 304 Porcelain Lampholder

- Unglazed porcelain body on E26 medium base lampholder with snap spring brackets.
  - Standard lead types are AWM 18 gauge 105<sup>0</sup>, 125<sup>0</sup>, 150<sup>0</sup> plastic insulated wire. (Bare copper ground wire available upon request.)
  - Standard screw shells are aluminum. (Brass and nickel plated brass available at extra cost.)
  - Bracket types available are listed on page B8 and B9.
  - Standard packed 200 to a carton.
- UL and CUL Listed, 660W, 250V



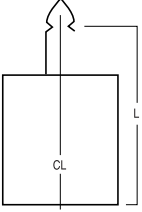
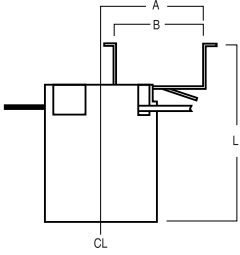
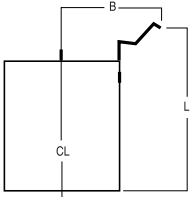
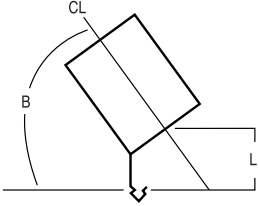
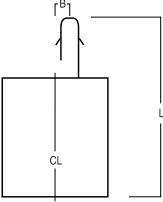
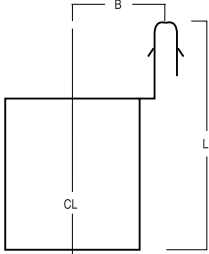
## BRACKET TYPES FOR SERIES 202, 302 & 304



Bracket Type C

Bracket Type	Number	L	B	A	Description
C	049	19mm	5°	-	Single Snap Spring
C	050	19mm	6°	-	"
C	051	19mm	10°	-	"
C	052	19mm	15°	-	"
C	053	19mm	20°	-	"
C	054	21mm	5°	-	"
C	055	21mm	6°	-	"
C	056	21mm	10°	-	"
C	057	21mm	15°	-	"
C	058	21mm	20°	-	"
C	059	24mm	5°	-	"
C	060	24mm	6°	-	"
C	061	24mm	10°	-	"
C	062	24mm	15°	-	"
C	063	24mm	20°	-	"
C	064	35mm	5°	-	"
C	065	35mm	6°	-	"
C	066	35mm	10°	-	"

# BRACKET TYPES FOR SERIES 202, 302 & 304 (CONTINUED)

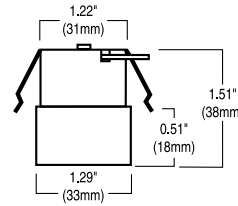
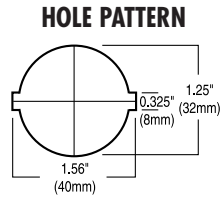
	Bracket Type	Number	L	B	A	Description	
 <p><b>Bracket Type I</b></p>	C	067	35mm	15°	-	Single Snap Spring	
	C	068	35mm	20°	-	"	
	C	069	49mm	5°	-	"	
	C	070	49mm	6°	-	"	
	C	071	49mm	10°	-	"	
	C	072	49mm	15°	-	"	
	C	073	49mm	20°	-	"	
	C	074	50mm	5°	-	"	
	C	075	50mm	6°	-	"	
	C	076	50mm	10°	-	"	
	C	077	50mm	15°	-	"	
	C	078	50mm	20°	-	"	
	C	079	52mm	5°	-	"	
C	080	52mm	6°	-	"		
C	081	52mm	10°	-	"		
C	082	52mm	15°	-	"		
C	083	52mm	20°	-	"		
 <p><b>Bracket Type K</b></p>	I	001	45mm	-	-	"	
	K	003	48mm	26mm	31mm	Harness Set Snap Spring	
	 <p><b>Bracket Type Q</b></p>	Q	002	45mm	36mm	-	"
		D	019	19mm	5°	-	Single Snap Spring
		D	020	19mm	6°	-	"
		D	021	19mm	10°	-	"
		D	022	19mm	15°	-	"
		D	023	19mm	20°	-	"
		D	024	21mm	5°	-	"
		D	025	21mm	6°	-	"
		D	026	21mm	10°	-	"
		D	027	21mm	15°	-	"
		D	028	21mm	20°	-	"
D		029	24mm	5°	-	"	
D		030	24mm	6°	-	"	
D	031	24mm	10°	-	"		
D	032	24mm	15°	-	"		
D	033	24mm	20°	-	"		
D	034	35mm	5°	-	"		
D	035	35mm	6°	-	"		
D	036	35mm	10°	-	"		
D	037	35mm	15°	-	"		
D	038	35mm	20°	-	"		
D	039	49mm	5°	-	"		
D	040	49mm	6°	-	"		
D	041	49mm	10°	-	"		
D	042	49mm	15°	-	"		
D	043	49mm	20°	-	"		
D	044	50mm	5°	-	"		
D	045	50mm	6°	-	"		
D	046	50mm	10°	-	"		
D	047	50mm	15°	-	"		
D	048	50mm	20°	-	"		
D	049	52mm	5°	-	"		
D	050	52mm	6°	-	"		
D	051	52mm	10°	-	"		
D	052	52mm	15°	-	"		
D	053	52mm	20°	-	"		
 <p><b>Bracket Type D</b></p>	H	003	74mm	5mm	-	Special Snap Spring	
	G	003	70mm	22mm	-	"	
 <p><b>Bracket Type H</b></p>	G	004	74mm	22mm	-	"	
	 <p><b>Bracket Type G</b></p>						

# SNAP-IN KEYLESS MEDIUM BASE LAMPHOLDERS

## Series 205 Phenolic Lampholder

- Molded black phenolic E26 medium base socket with snap spring bracket.
- Standard lead types are AWM 18 gauge 105°, 125°, 150° plastic insulated wire.
- Ground wire available upon request. Standard screw shells are aluminum. (Brass and nickel plated brass available at extra cost.)
- Bracket types available are listed on page B10.
- Standard packed 400 to a carton.

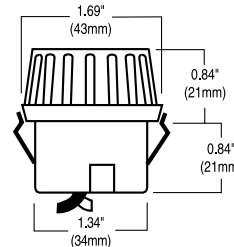
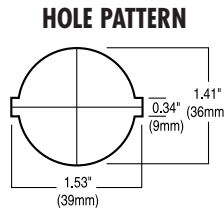
UL Listed, 660W, 250V



## Series 305A Porcelain Lampholder

- Unglazed porcelain body on E26 medium base lampholder with snap spring bracket.
- Standard lead types are AWM 18 gauge 105°, 125°, 150° plastic insulated wire.
- Ground wire available upon request. Standard screw shells are aluminum. (Brass and nickel plated brass available at extra cost.)
- Bracket types available are listed on page B10.
- Standard packed 200 to a carton.

UL and CUL Listed, 660W, 250V

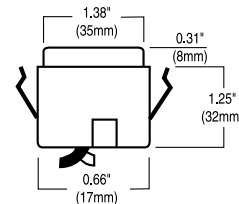
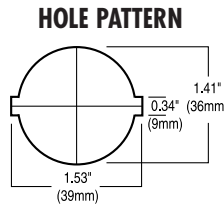


ALSO AVAILABLE WITH TERMINAL SCREWS

## Series 307A Porcelain Lampholder

- Unglazed porcelain body on E26 medium base lampholder with snap spring bracket.
- Standard lead types are AWM 18 gauge 105°, 125°, 150° plastic insulated wire. (Bare copper ground wire available upon request.)
- Standard screw shells are aluminum. (Brass and nickel plated brass available at extra cost.)
- Available with thermal protector. (UR, CUR, 600W, 250VAC)
- Bracket types available are listed on page B10.
- Standard packed 100 to a carton.

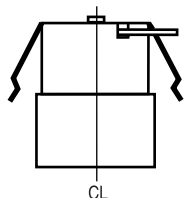
UL and CUL Listed, 660W, 250V



OPTIONAL THERMAL PROTECTOR COVER



## BRACKET TYPES FOR SERIES 205, 305, 307, 405 & 407



Bracket Type N

Bracket Type	Number		Description
N	001	205, 305 and 405 only	Single Snap Spring
N	002	307 and 407 only	"

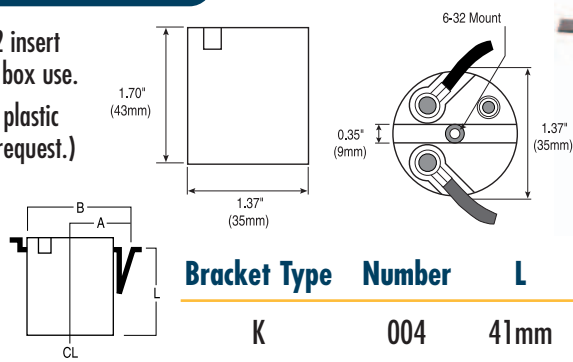
# SNAP-IN MEDIUM BASE PORCELAIN LAMPHOLDERS

## Series 306 Porcelain Lampholder

- Glazed or unglazed porcelain E26 medium base with 6-32 insert and with snap spring bracket specially adapted for recess box use.
- Standard lead types are AWM 18 gauge 105°, 125°, 150° plastic insulated wire. (Bare copper ground wire available upon request.)
- Standard screw shells are aluminum. (Brass and nickel plated brass available at extra cost.)
- Standard packed 200 to a carton.

UL and CUL listed, 660W, 220V

Non-stocked, Special Order, Call for details



Bracket Type	Number	L	B	A
K	004	41mm	57mm	32mm

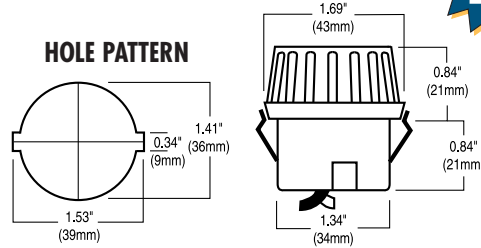


## Series 405 4kV Porcelain Lampholder

- Unglazed porcelain body on E26 medium base lampholder with 4kV pulse rating and snap spring bracket.
- Standard lead types are AWM 16 gauge type SF-2 wire.
- Standard screw shells are nickel plated brass.
- Bracket types available are listed on page B10.
- Standard packed 200 to a carton.

UL and CUL listed, 660W, 600V

Non-stocked, Special Order, Call for details

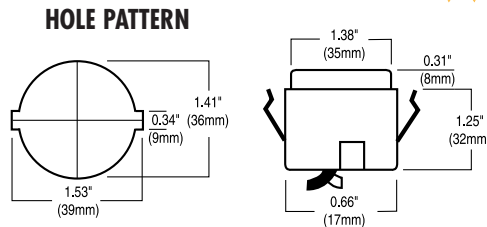


## Series 407 4kV Porcelain Lampholder

- Unglazed porcelain body on E26 medium base lampholder with 4kV pulse rating and snap spring bracket.
- Standard lead types are AWM 16 gauge type SF-2 wire.
- Standard screw shells are nickel plated brass.
- Bracket types available are listed on page B10.
- Standard packed 100 to a carton.

UL and CUL listed, 660W, 600V

Non-stocked, Special Order, Call for details



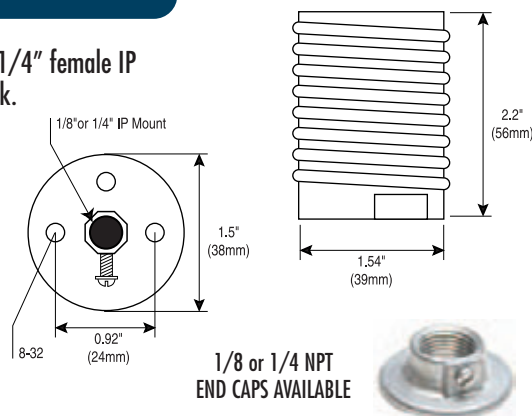
# KEYLESS MEDIUM BASE PORCELAIN LAMPHOLDERS

## Series 308A Porcelain Lampholder

- Unglazed porcelain E26 medium base with cap for 1/8" and 1/4" female IP thread outer thread body and standard cap and insulation disk.
- Standard lead types are AWM 18 gauge 105°, 125°, 150° plastic insulated wire.
- Ground wire available upon request.
- Standard screw shells are aluminum. (Brass and nickel plated brass available at extra cost.)
- Standard packed 200 to a carton.

UL and CUL listed, 660W, 250V

Non-stocked, Special Order, Call for details



1/8 or 1/4 NPT  
END CAPS AVAILABLE



# KEYLESS MEDIUM BASE PORCELAIN LAMP HOLDERS

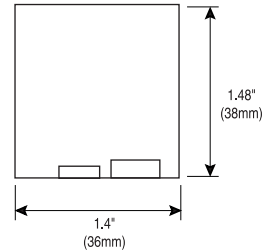
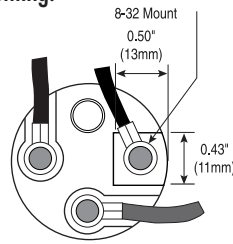
## Series 367 Porcelain Lampholder

- Unglazed porcelain E26 medium base with 8-32 bushing for mounting.
- Standard lead types are AWM 18 gauge 105<sup>o</sup>, 125<sup>o</sup>, 150<sup>o</sup> plastic insulated wire. (Ground wire available upon request.)
- Standard screw shells are aluminum. (Brass and nickel plated brass available at extra cost.)
- Standard packed 200 to a carton.

UL and CUL listed, 660W, 250V



Non-stocked, Special Order, Call for details



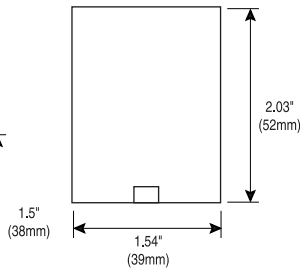
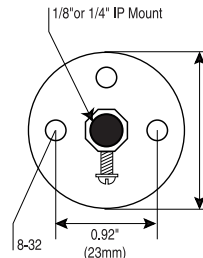
## Series 368 Porcelain Lampholder

- Glazed or Unglazed porcelain E26 medium base with 1/8" or 1/4" threaded aluminum for cap (IP cap female threads) and insulation disk.
- Standard lead types are AWM 18 gauge 105<sup>o</sup>, 125<sup>o</sup>, 150<sup>o</sup> plastic insulated wire. Also available with SPT-1 105<sup>o</sup> brown or black or 200<sup>o</sup> glass braided silicone rubber insulated wire. (Bare copper ground wire available upon request.)
- Standard screw shells are aluminum. (Brass and nickel plated brass available at extra cost.)
- Standard packed 200 to a carton.

UL and CUL listed, 660W, 250V



Non-stocked, Special Order, Call for details



1/8 or 1/4 NPT  
END CAPS AVAILABLE



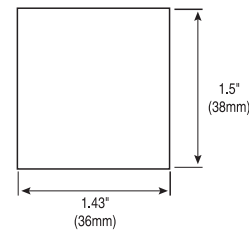
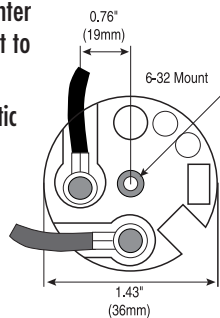
## Series 369 Porcelain Lampholder

- Glazed or unglazed porcelain E26 medium base with 6-32 center screw for mounting. Hole in center contact for easy attachment to housing. Specially designed for assembly in outdoor castings.
- Standard lead types are AWM 18 gauge 105<sup>o</sup>, 125<sup>o</sup>, 150<sup>o</sup> plastic insulated wire. (Ground wire available upon request.)
- Standard screw shells are aluminum. (Brass and nickel plated brass available at extra cost.)
- Standard packed 200 to a carton.

UL and CUL listed, 660W, 250V



Non-stocked, Special Order, Call for details



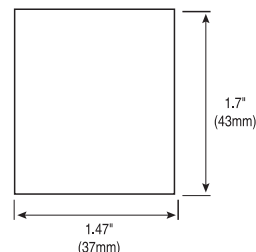
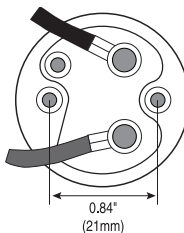
## Series 370 Porcelain Lampholder

- Glazed or unglazed porcelain E26 medium base with two 6-32 bushings for mounting.
- Standard lead types are AWM 18 gauge 105<sup>o</sup>, 125<sup>o</sup>, 150<sup>o</sup> plastic insulated wire.
- Standard screw shells are aluminum. (Brass and nickel plated brass available at extra cost.)
- Standard packed 200 to a carton.

UR, CUR Recognized, 660W, 250V



Non-stocked, Special Order, Call for details

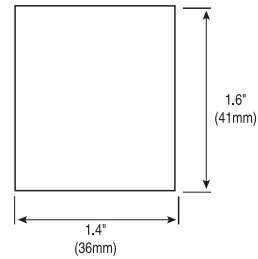
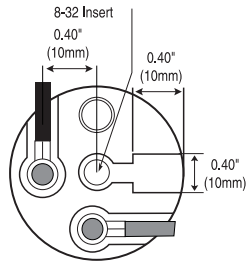


# KEYLESS MEDIUM BASE PORCELAIN LAMPHOLDERS

## Series 371 Porcelain Lampholder

- Unglazed porcelain E26 medium base with 8-32 bushing in center for attachment.
- Standard lead types are AWM 18 gauge 105°, 125°, 150° plastic insulated wire. 200° glass braided silicone rubber wire also available.
- Standard screw shells are aluminum. (Brass and nickel plated brass available at extra cost.)
- Standard packed 200 to a carton.

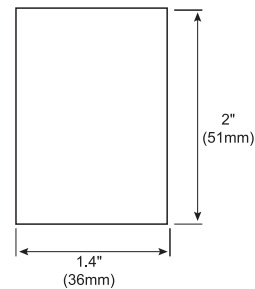
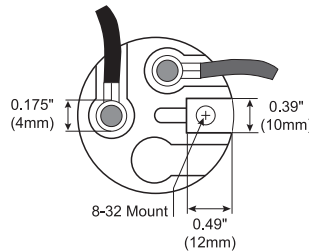
UR, CUR Recognized, 660W, 250V  
Non-stocked, Special Order, Call for details



## Series 372 Porcelain Lampholder

- Glazed or unglazed porcelain E26 medium base with 8-32 bushing for mounting.
- Standard lead types are AWM 18 gauge 105°, 125°, 150° plastic insulated wire.
- Standard screw shells are aluminum. (Brass and nickel plated brass available at extra cost.)
- Standard packed 200 to a carton.

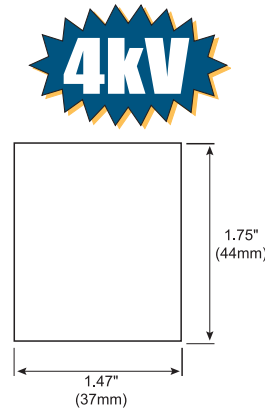
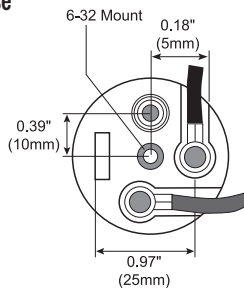
UR, CUR Recognized, 660W, 250V



## Series 469 4kV Porcelain Lampholder

- Glazed or unglazed porcelain E26 medium base, 4kV pulse rating with 6-32 center screw for mounting.
- 200° glass braided silicon insulated wire.
- Standard screw shells are nickel plated brass.
- Standard packed 200 to a carton.

UL and CUL listed, 660W, 600V

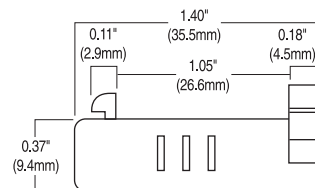
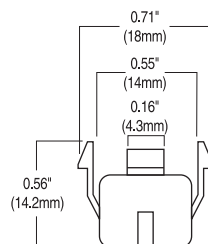
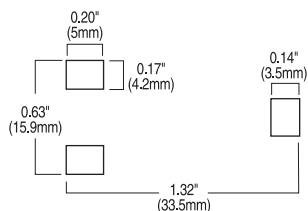


## 03-002 Thermal Protector Cover

- Use instead of heat shrink tubing.
- Can be mounted directly to fixture.

Non-stocked, Special Order, Call for details

### HOLE PATTERN





## KEYLESS MEDIUM BASE 4KV PORCELAIN LAMP HOLDERS

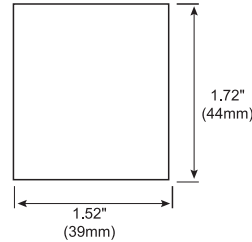
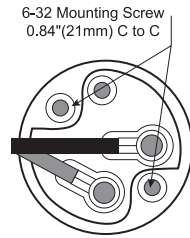
### Series 470A 4kV Porcelain Lampholder

- Glazed or unglazed porcelain E26 medium base, 4kV pulse rating with 2 6-32 mounting screws on 7/8 inch centers.
- Standard lead types are AWM 16 gauge type SF-2 wire.
- Standard screw shells are nickel plated brass.
- Open or closed wireway porcelain body.
- Standard packed 200 to a carton.

UL and CUL listed, 660W, 600V



1/8, 1/4 or 3/8 NPT  
END CAPS AVAILABLE



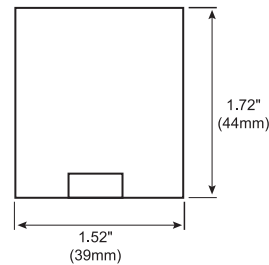
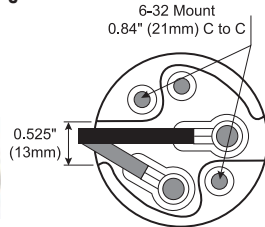
### Series 470B 4kV Porcelain Lampholder

- Glazed or unglazed porcelain E26 medium base, 4kV pulse rating with 2 6-32 bushings for mounting.
- Standard lead types are AWM 16 gauge type SF-2 wire.
- Standard screw shells are nickel plated brass.
- Open or closed wireway porcelain body.
- Standard packed 200 to a carton.

UR, CUR Recognized, 660W, 600V



1/8, 1/4 or 3/8 NPT  
END CAPS AVAILABLE



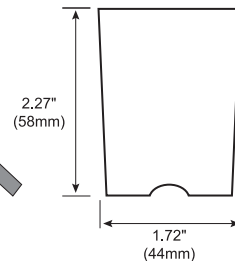
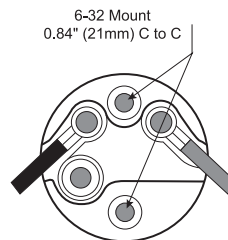
### Series 471B 4kV Porcelain Lampholder

- Glazed or unglazed porcelain E26 medium base, 4kV pulse rating with 2 6-32 bushings for mounting.
- Standard lead types are AWM 16 gauge type SF-2 wire.
- Standard screw shells are nickel plated brass.
- Standard packed 200 to a carton.

UR, CUR Recognized, 660W, 600V



1/8, 1/4 or 3/8 NPT  
END CAPS AVAILABLE



## NEW DESIGN LAMP HOLDER WITH LUGS

### Series 614B 4kV Porcelain Lampholder With Lugs

- Porcelain body, E26 Medium Base with 2 6-32 bushings on 3/4 inch centers and 2 lugs for attachment of leads.
- Standard screw shells are nickel plated brass.
- Electrical Rating: 660W, 600V, 4kV Pulse Rated.
- Standard packed 100 to a carton.

UR, CUR Recognized, 600W, 600V

